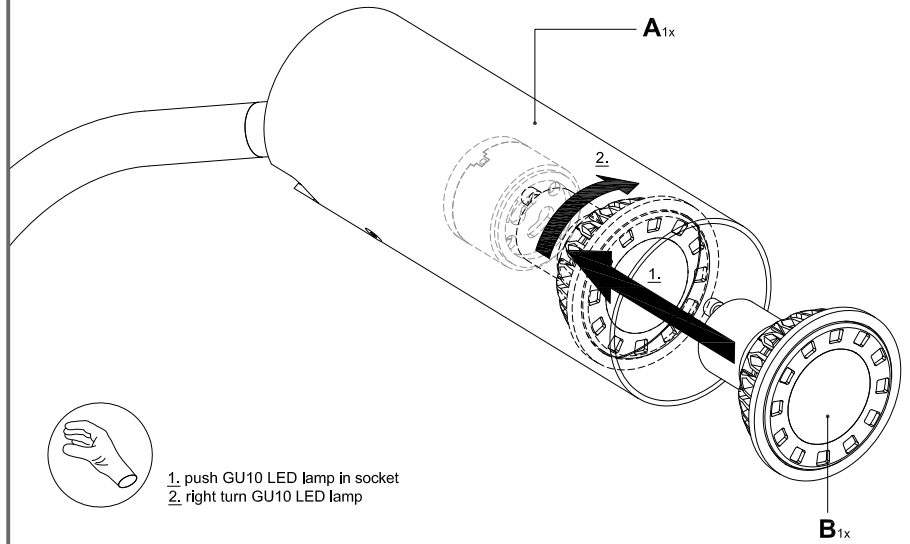
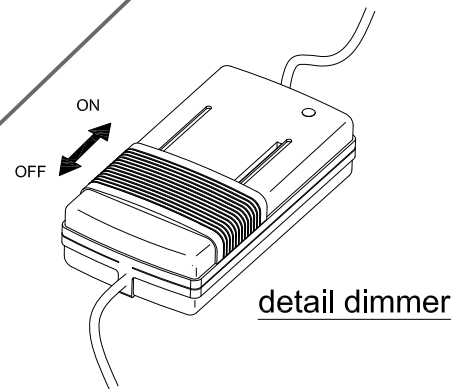
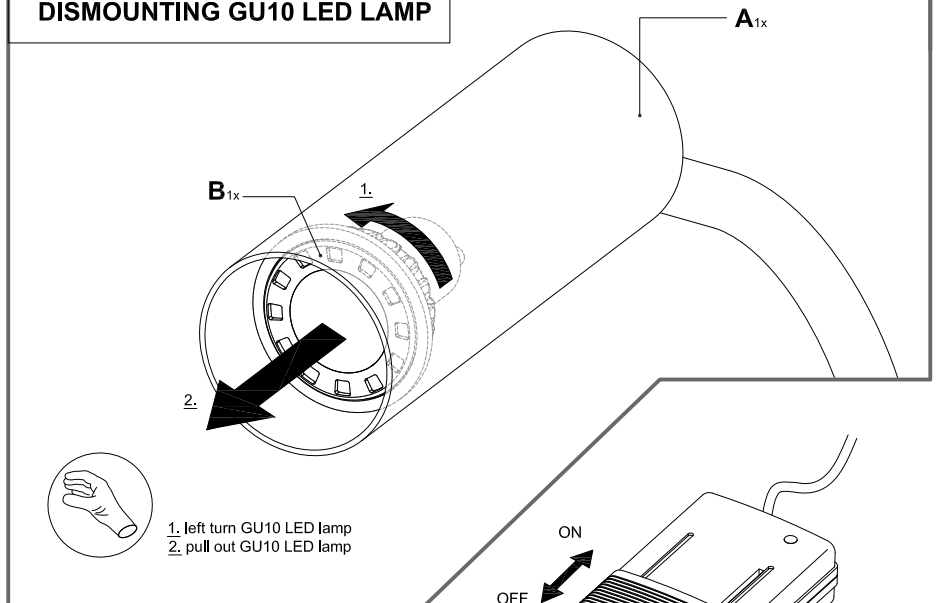


### MOUNTING GU10 LED LAMP



### DISMOUNTING GU10 LED LAMP



- Ⓝ **Veiligheidsvoorschriften**  
Schakel de netspanning uit - om veiligheidsredenen - vooraleer u de MARQUESSE installeert.
- ⓕ **Instructions de sécurité**  
En cas d'entretien et réglage de la lampe MARQUESSE couper la tension.
- Ⓞ **Safety instructions**  
In case of maintenance and adjustment of the lamp MARQUESSE switch off the power
- Ⓛ **Sicherheitsanleitung**  
Für die Wartung der Leuchtmittel MARQUESSE die Spannung abschalten.
- ⓔ **Instrucciones de seguridad**  
En caso de manutención y regulacion de la lámpara MARQUESSE sacar la tensión.
- Ⓛ **Istruzioni di sicurezza**  
In caso di manutenzione e regolazione lampada MARQUESSE togliere tensione.

220...240V