

Name **LILLEY SHADE RECESSED - LED**
Number **N043**
Collection **NAUTIC**

TEKNA

General

Location	Indoor
Main material	Brass
IP rating	IP20
Class	.
Bathroom zone	Zone 3
Voltage	230V
Driver Required	Integrated
Cable length (m)	.
Dimensions (mm/ W-H-D)	100-148-100
Mounting method	Ceiling bracket
Brut weight (kg)	.
Gross weight (kg)	.
Packing (mm / W-H-D)	.
Energy Efficiency %	A







Lamp

Light source	Spot
Number of light sources	1
Socket Type	B15D
Bulb shape	AR70
Max Lamp Length	48mm
power consumption	7W
Luminous Flux	380lm
Colour Temp	2700K/3000K
CRI	80
Lifetime	35000
Beam angle	40°

Electrical

Switched	.
Battery	No
Dimmible	.
Dimming Range	.
Dimming method	.
Supply Frequency	50Hz
Driver/Ballast Voltage	.
Efficacy	A

Finishes

	Dark Bronze
	Polished Chrome Plated Brass
	Brushed Nickel Plated Brass
	Polished Nickel Plated Brass